



WatchGuard® AP

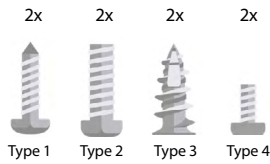
Quick Start Guide

AP225W

HW Model: W-118



Mounting Bracket



1 ACTIVATE YOUR AP

GO TO:


watchguard.com/activate

Activate Products

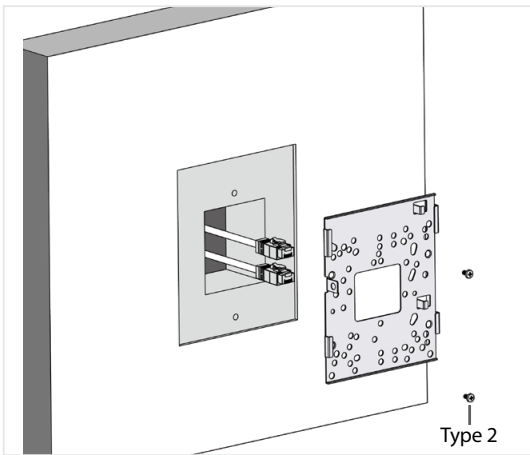
Enter Serial Number or License Key

- To activate a new device, type the serial number exactly as it appears (include any hyphens). You can find the serial number on a label on your device or on the fulfillment email for your virtual device.
- To activate an add-on license, service, or renewal, type the license key from your fulfillment email or online store receipt.

CONTINUE ▶

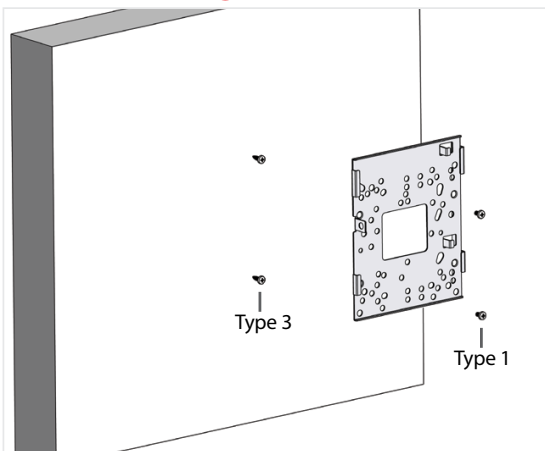


2 INSTALL THE MOUNTING BRACKET



Type 2

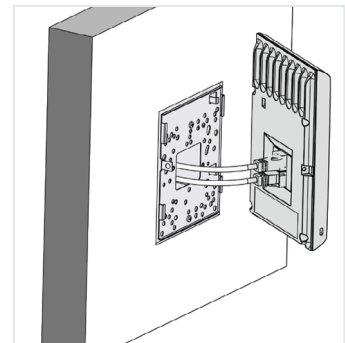
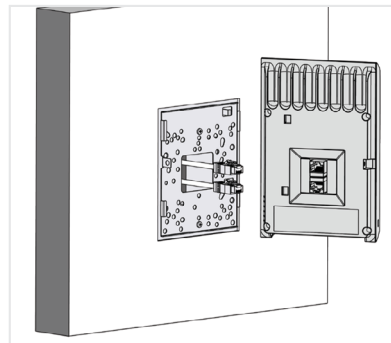
OR



Type 3

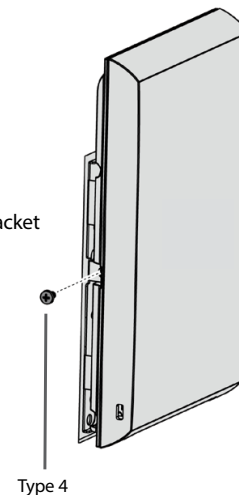
Type 1

3 CONNECT THE AP



4 MOUNT THE AP

Align slots and slide AP onto bracket

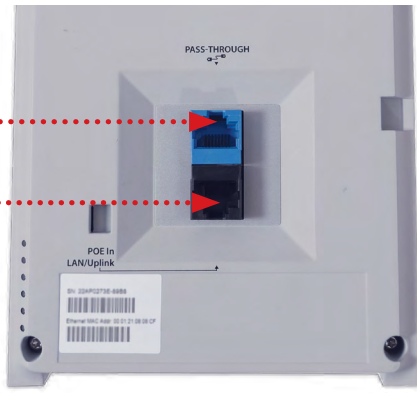


Type 4


REAR PANEL

PASS-THROUGH

POE In
LAN/Uplink



BOTTOM PANEL



POWER REQUIREMENTS

- PoE 802.3af/at (54V DC, 0.6A)
- Optional DC power adapter (12V, 2A)

⚠ The AP must be connected to PoE+ (802.3at) or DC power to enable power on the LAN3/PoE Out port.

Power Options	
WG8602 (AU), WG8601 (UK), WG8600 (EU), WG8599 (US)	WatchGuard 802.3at PoE+ Injector with AC cord
WG9009	12V Power Adapter for WatchGuard AP225W

NOTICES:

All WatchGuard products are designed and tested to meet strict safety requirements. These requirements include product safety approvals and other global compliance standards. Please read these instructions carefully before operating the product, and refer to them as needed to ensure the continued safe operation of your product.

Additional information, including a full list of safety approvals, global compliance standards, and certifications can be found in the Hardware Guide for this device located on the WatchGuard website: <https://www.watchguard.com/wgrd-help/documentation/hardware-guides>

For patent information, please visit <http://www.watchguard.com/patents>

Safety Warning

If protective earthing is used as a safeguard, the instructions shall require connection of the equipment protective earthing conductor to the installation protective earthing conductor (for example, by means of a power cord connected to a socket-outlet with earthing connection). To meet safety and electromagnetic interference (EMI) requirements, you must make sure the power source is connected to earth ground before you connect power to the AP.

Power Adapter Requirements

This product is intended to be supplied by a Listed Power Adapter or DC power source marked "L.P.S." (or Limited Power Source or PS2) rated 12V DC, 2A minimum, maximum ambient temperature (Tma)=40°C, or supplied by a Listed PoE Adapter marked "L.P.S." (or Limited Power Source or PS2) rated 54V DC, 0.6A minimum, maximum ambient temperature (Tma)=40°C. For more information regarding approved power sources, please contact WatchGuard Technologies.

5 CHECK AP STATUS



Power

- Off: Powered off
- Green: Powered on
- Flashing: Cannot connect to Wi-Fi Cloud or controller
- Flashing: No IP address received from DHCP

Uplink LAN/PoE IN

- Off: No Ethernet link
- Green: Connected to the network

2.4GHz, 5GHz, and Third Radio

- Off: Wireless radio inactive
- Green: Wireless radio active

LAN Interfaces

- Off: LAN interface disabled
- Green: LAN interface enabled

6 CONFIGURE THE AP

GO TO:

watchguard.com/start

Total Wi-Fi and Secure Wi-Fi



Manage APs with
WatchGuard Wi-Fi Cloud

Basic Wi-Fi



Manage APs with your
WatchGuard Firebox
(Fireware v12.5.3 or higher)

Declaration of Conformity

WatchGuard Technologies Inc. hereby declares that the product(s) listed below conform to the European Union directives and standards identified in this declaration.

Product info:
802.11 a/b/g/n/ac Access Point, W-118
CE Directives:
Low Voltage (2014/35/EU)
Electromagnetic Compatibility (2014/53/EU)
Energy-related Products (2009/125/EC)
RoHS (2011/65/EU and 2015/863/EU RoHS)
WEEE Directive 2012/19/EU
The Radio Equipment Directive (2014/53/EU)

Common Standards:
EN 60950-1:2006+A11+A12+A2:2013 Safety for ITE
EN 55024:2010 Immunity for ITE
EN 60322-2013/EN 60322-2016
EN 62311:2008
EN 61000-3-2:2014
EN 61000-3-3:2013 Harmonics
Flicker

Wireless Standards:
EN 301 489-01 v2.1.1 EMC and Radio Spectrum Matters
EN 301 489-17 v3.1.1 EMC and Radio Spectrum Matters
EN 300 328 v2.1.1 Radio Spectrum Matters
EN 301 885 v2.1.1 Broadband Radio Access Networks

This device complies with Directive 2014/53/EU issued by the Commission of the European Community.

Manufacturer / Hersteller: WatchGuard Technologies
505 5th Ave S, Suite 500, Seattle, WA 98104 USA
Radio 802.11 a/b/g/n/ac Access Point
W-118
802.11a,b,n.ac (2.4GHz & 5GHz)
Indoor access point
Class II

Operating temperature: 0° C to 40° C
The above device complies with the essential requirements and other relevant provisions to Directive 2014/53/EU when used for its intended purpose. This equipment may be operated in the USA, Canada, & Europe Union.
Warning! This is a Class II product. In a domestic environment this product may cause radio interference in which case the user may be required to take adequate measures.

Frequency range (MHz)	Max. Transmit Power (W)
Bluetooth	0.00794
WLAN Wi-Fi 802.11x: 2.4 GHz	0.09677
WLAN Wi-Fi 802.11x: 5 GHz	0.19907

Restrictions: France (i) les dispositifs fonctionnant dans la bande 5150-5250 MHz sont réservés uniquement pour une utilisation à l'intérieur afin de réduire les risques de brouillage préjudiciable aux systèmes de satellites mobiles utilisant les mêmes canaux; (ii) De plus, les utilisateurs devraient aussi être avisés que les utilisateurs de radars de haute puissance sont désignés utilisateurs prioritaires (i.e., à-d., qu'ils ont la priorité) pour les bandes 5 250-5 350 MHz et 5 650-5 850 MHz et que ces radars pourraient causer du brouillage et/ou des dommages aux dispositifs LAN-EU.

Die oben genannten Geräte entsprechen den grundlegenden Anforderungen und anderen relevanten Bestimmungen der Richtlinie 2014/53/EU, wenn für den vorgesehenen Zweck verwendet werden. Dieses Gerät ist für die Verwendung in den USA, Kanada, und Europäische Union.
Warnung! Dies ist eine Einrichtung der Klasse II. Diese Einrichtung kann im Wohnbereich Funkstörungen verursachen. In diesem Fall kann vom Betreiber verlangt werden, angemessene Maßnahmen durchzuführen und sich auf diese zu beschränken.
Einschränkungen: Frankreich (i) Geräte, die im Band 5150-5250 MHz nur für den Innenbereich, um das Risiko von Störungen des mobilen Satelliten-Systeme, die die gleichen Kanäle (ii) Darüber hinaus reduzieren vorverhalten, sollten Benutzer auch darauf hingewiesen werden, dass die Nutzer von Hochleistungs-Radare bezeichnet werden primäre Benutzer (d.h. sie haben Priorität) der Bänder 5 250-5 350 MHz und 5 650-5 850 MHz und dass diese Radargeräte können Störungen und / oder Schäden an LE-LAN-Geräten verursachen.

Signature: Laurence Huang
Full Name: Laurence Huang
Position: Manufacturing Program Manager
Date: Nov 16, 2019



WATCHGUARD TECHNICAL SUPPORT

1.877.232.3531 +1.206.613.0456
(U.S. and Canada) (all other countries)

www.watchguard.com/support



ADDRESS: 505 Fifth Avenue South, Suite 500, Seattle, WA 98104
U.S. SALES: 1.800.734.9905 • INTERNATIONAL SALES: +1.206.613.0895

WEB: www.watchguard.com